

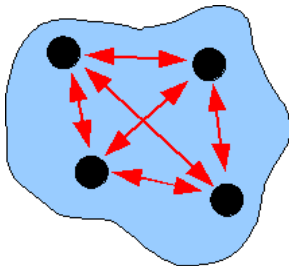
# From scene graph to equations

François Faure<sup>1</sup>

<sup>1</sup>Grenoble Universities  
INRIA - Evasion

September 2007

## A physical body



State vectors:  $x, v, f, a, aux, \dots$

Influenced by:

- ▶ Force  $f(x, v)$  and stiffness  $K = \frac{df}{dx}$
- ▶ Mass  $M$
- ▶ Constraints  $c(x), C$

# Two bodies interacting

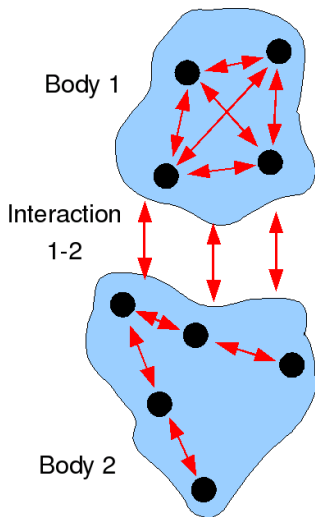
- ▶ Body 1:

- ▶  $x_1, v_1, f_1$
- ▶  $f_1(x_1, v_1), K_{11}(x_1)$
- ▶  $M_1$
- ▶  $c_1(x), C_1$

- ▶ Interaction 1-2:

- $1 \rightarrow 2$   $f_{12}(x_1, v_1, x_2, v_2),$   
 $K_{12}(x_1, v_1, x_2, v_2)$
- $2 \rightarrow 1$   $f_{21}(x_1, v_1, x_2, v_2),$   
 $K_{21}(x_1, v_1, x_2, v_2)$

- ▶ Body 2



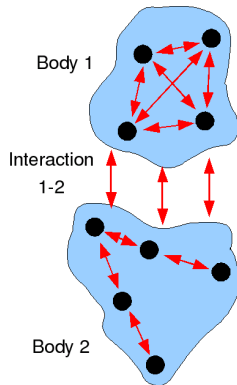
# Implicit Euler

Solve  $C(M + h^2 K)C\Delta v = hC(f + hKv)$

- ▶  $C$  models constraints as filters

Apply conjugate gradient solution

- ▶ Does not address the entries of the matrix
- ▶ Performs only matrix-vector products and vector products
- ▶ Products can be performed blockwise, in any order



# State vectors

► positions  $x = \begin{pmatrix} x_1 \\ x_2 \end{pmatrix}$

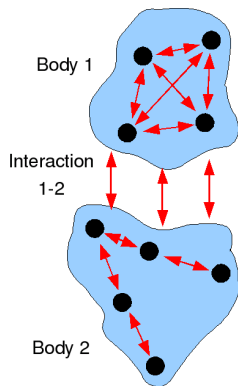
► velocities  $v = \begin{pmatrix} v_1 \\ v_2 \end{pmatrix}$

► auxiliary vectors  $a = \begin{pmatrix} a_1 \\ a_2 \end{pmatrix},$

$$aux = \begin{pmatrix} aux_1 \\ aux_2 \end{pmatrix} \dots$$

► force

$$f = \begin{pmatrix} f_1 \\ f_2 \end{pmatrix} = \begin{pmatrix} f_1(x_1, v_1) + f_{12}(x_1, v_1, x_2, v_2) \\ f_2(x_2, v_2) + f_{21}(x_1, v_1, x_2, v_2) \end{pmatrix}$$



# Vector operations

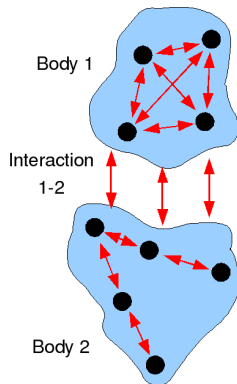
- Sums are computed in parallel:

$$x + ay = \begin{pmatrix} x_1 + ay_1 \\ x_2 + ay_2 \end{pmatrix}$$

- Dot products require to sum over all objects:

$$x^T y = x_1^T y_1 + x_2^T y_2$$

- State vectors can be stored and processed in parallel in each body
- They can even have different types in different bodies, e.g. particles and a rigid body



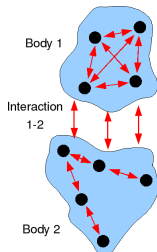
# System matrices

Block structure:

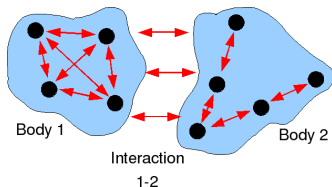
- ▶  $M = \begin{pmatrix} M_1 & \\ & M_2 \end{pmatrix}$  Mass matrix, block-diagonal
- ▶  $K = \begin{pmatrix} K_{11} & K_{12} \\ K_{21} & K_{22} \end{pmatrix}$  Stiffness matrix, generally sparse
- ▶  $C = \begin{pmatrix} C_1 & \\ & C_2 \end{pmatrix}$  Filter matrix, block-diagonal

Conjugate gradient solution:

- ▶ We do not need to address the entries of the matrices
- ▶ We need to compute their products with vectors



# Matrix-vector product



- Without constraints:

$$(M + h^2 K)y = \begin{pmatrix} M_{11}y_1 + h^2 K_{11}y_1 + h^2 K_{12}y_2 \\ M_{22}y_2 + h^2 K_{22}y_2 + h^2 K_{21}y_1 \end{pmatrix}$$

- With constraints:

$$C(M + h^2 K)Cy = \begin{pmatrix} C_1 M_{11} C_1 y_1 + h^2 C_1 K_{11} C_1 y_1 + h^2 C_1 K_{12} C_2 y_2 \\ C_2 M_{22} C_2 y_2 + h^2 C_2 K_{22} C_2 y_2 + h^2 C_2 K_{21} C_1 y_1 \end{pmatrix}$$



# Scene structure and elementary operations

## System of bodies

### ► Body 1

- State vectors  $x, v, f, \text{aux1}, \dots$
- Mass:  $M_1^*, M_1^{-1*}$
- Force(s):  $+ = f_1(x_1, v_1), + = K_1^*$
- Filter(s):  $c(x_1), C_1^*$

### ► Body 2

### ► Interaction 1-2

- $+ = f_{12}(), + = f_{21}(), + = K_{12}^*, + = K_{21}^*$

# Right-hand term of the implicit integration

- ▶ vector to compute:

$$b = hC(f(x, v) + hK(x)v)$$

- ▶ operations:

$$b_i = 0$$

$$b_i + = K_{ij} v_j$$

$$b_i + = K_{ij} v_j$$

$$b_i * = h$$

$$b_i + = f_i(x_i, v_i)$$

$$b_i * = h$$

$$b_i = C_i b_i$$

propagateState(x,v)

b.clear()

AccumulateDForceAction(b,v)

v.teq(b,h)

AccumulateForceAction(b)

v.teq(b,h)

ApplyConstraintsAction(b)

- ▶ PropagateStateAction updates the force and stiffness operators

# Computation of a matrix-vector product

- In each body  $i$ :

$$f_i = (C(M + h^2 K)Cy)_i = C_i(M_{ii} + h^2 K_{ii})C_i y_i + C_i h^2 \sum_{j \neq i} K_{ij} C_j y_j$$

- Operations:
- |                     |  |
|---------------------|--|
| $f_i = 0$           | <code>f.clear()</code>                   |
| $y_i = C_i y_i$     | <code>ApplyConstraintsAction(y)</code>   |
| $f_i += M_{ii} y_i$ | <code>ApplyMassAction(f,y)</code>        |
| $f_i += K_{ii} y_i$ | <code>AccumulateDForceAction(f,y)</code> |
| $f_i += K_{ij} y_j$ |  |
| $f_i = C_i f_i$     | <code>ApplyConstraintsAction(f)</code>   |

## Mapped points

example: points attached to a rigid body

position:  $p = o + R(op)$  velocity:

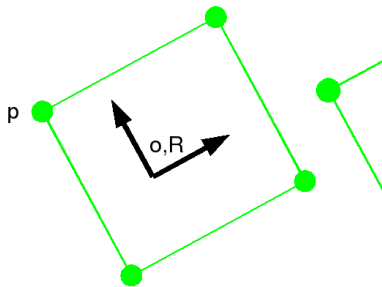
$$v = v_o + po \times \Omega$$

$$\begin{pmatrix} \Omega \\ v_p \end{pmatrix} = \begin{pmatrix} \Omega \\ v_o + po \times \Omega \end{pmatrix} = \begin{pmatrix} I & po \times \\ & I \end{pmatrix}$$

force in p:

$$\begin{pmatrix} f_p \\ \tau_p \end{pmatrix} = \begin{pmatrix} f_o = f_p \\ \tau_o = \tau_p + op \times f_o \end{pmatrix} \text{ and}$$

$$\begin{pmatrix} f_o \\ \tau_o \end{pmatrix} = \begin{pmatrix} f_p = f_o \\ \tau_p = \tau_o + op \times f_o \end{pmatrix} = \begin{pmatrix} I & \\ op \times & I \end{pmatrix} \begin{pmatrix} v_o + po \times \Omega \end{pmatrix} = J'$$



# Mapping child forces to the parent DOF

Given  $v_c = Jv_p$  and force  $f_c$  applied to the child, the equivalent parent force is:

$$f_p = J^T f_c$$

Proof: To be equivalent,  $f_c$  and  $f_p$  must have the same virtual power:

$$\begin{aligned} f_p^T v_p &= f_c^T v_c \text{ for any } v_p \\ &= f_c^T J v_p \text{ for any } v_p \\ f_p^T &= f_c^T J \\ f_p &= J^T f_c \end{aligned}$$

